

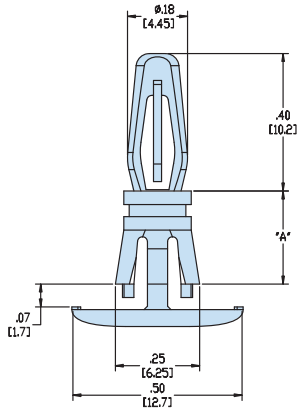
“Stay Connected” with



HEYware Products

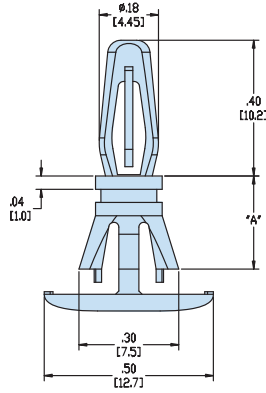
a PennEngineering® Company

## Heyco® Nylon PCB Supports - Reverse Locking



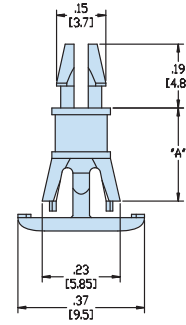
BAYONET SNAP LOCK 10,2 /  
REVERSE BUTTON LOCK

**HLCBSC6**



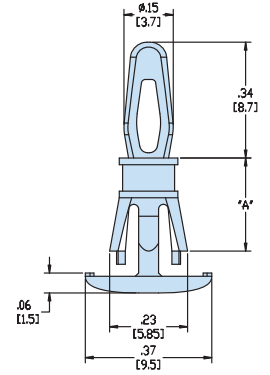
BAYONET SNAP LOCK 10,2 /  
REVERSE BUTTON LOCK

**HLCBSC7**



TWO PRONG SNAP LOCK /  
REVERSE BUTTON LOCK

**HLCBSC8**



BAYONET SNAP FIT 8,7 /  
REVERSE BUTTON LOCK

**HLCBSC9**

	Maximum Thickness		Mounting Hole Diameter		Maximum Thickness		Mounting Hole Diameter		Maximum Thickness		Mounting Hole Diameter		Maximum Thickness		Mounting Hole Diameter	
	in.	mm.	in.	mm.	in.	mm.	in.	mm.	in.	mm.	in.	mm.	in.	mm.	in.	mm.
<b>PCB</b>	.062	1,6	.157	4,0	.062	1,6	.157	4,0	.062	1,6	.125	3,2	.062	1,6	.125	3,2
<b>Chassis</b>	.065	1,7	.212	5,4	.065	1,7	.250	6,4	.062	1,6	.187	4,8	.062	1,6	.187	4,8

A	PART NO.	DESCRIPTION	PART NO.	DESCRIPTION	PART NO.	DESCRIPTION	PART NO.	DESCRIPTION	
									in.
.250	6,4	<b>10387</b>	HLCBSC6-04	<b>10392</b>	HLCBSC7-04	<b>10397</b>	HLCBSC8-04	<b>10405</b>	HLCBSC9-04
.312	7,9					<b>10398</b>	HLCBSC8-05	<b>10406</b>	HLCBSC9-05
.375	9,5	<b>10388</b>	HLCBSC6-06	<b>10393</b>	HLCBSC7-06	<b>10399</b>	HLCBSC8-06	<b>10407</b>	HLCBSC9-06
.437	11,1					<b>10400</b>	HLCBSC8-07	<b>10408</b>	HLCBSC9-07
.500	12,7	<b>10389</b>	HLCBSC6-08	<b>10394</b>	HLCBSC7-08	<b>10401</b>	HLCBSC8-08	<b>10409</b>	HLCBSC9-08
.562	14,3					<b>10402</b>	HLCBSC8-09	<b>10410</b>	HLCBSC9-09
.625	15,9	<b>10390</b>	HLCBSC6-10	<b>10395</b>	HLCBSC7-10	<b>10403</b>	HLCBSC8-10	<b>10411</b>	HLCBSC9-10

Standard color natural. For special order parts in UL 94V-0 natural material, add the suffix "F" to Part No.



Material	Nylon 6/6
Flammability Rating	94V-2
Temperature Range	-40°F (-40°C) to 185°F (85°C)

*Quick Specs*